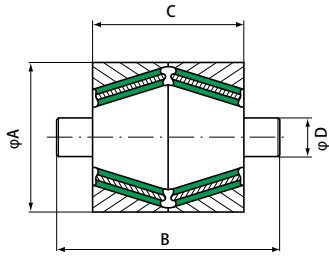
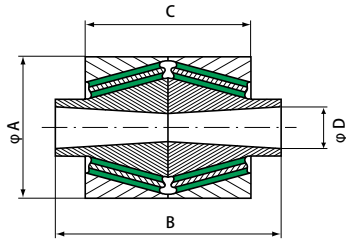




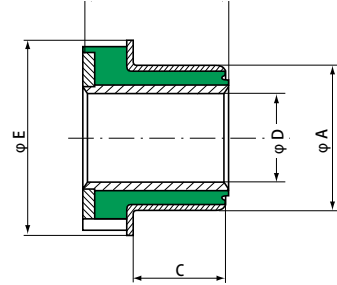
特殊衬套



形式 1

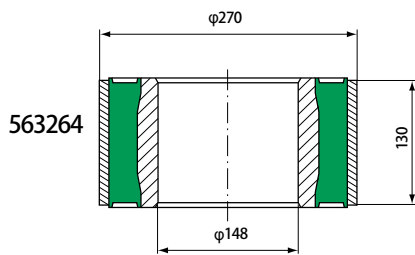


形式 2



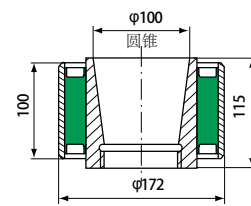
形式 3

型号	形式	φA (mm)	B (mm)	C (mm)	φD (mm)	φE (mm)	径向刚度 KN/mm	轴向刚度 KN/mm
563468	2	180	200	140	φ68	-	85	10
562908	1	140	254	160	50 x 56	-	85	17
562912	1	140	273	145	φ63	-	20	5
563533	2	185	190	150	φ70	-	57,5	16,75
563550	2	185	190	150	φ68	-	57,5	16,75
563443	2	132	154	136	φ70	-	140	5
531293	3	110	55	42	φ50	86	17	8
531367	3	110	95	33	φ52	150	10	50
531330	3	122	72	54	φ70	162	40	30
563352	1	122	254	120	φ50	-	4	5

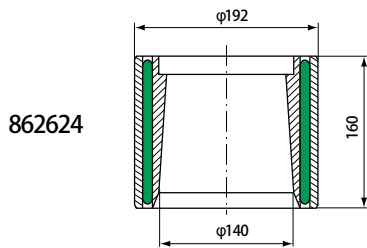


563264

最大径向载荷: 100 kN



561958



862624

最大径向载荷: 70 kN

